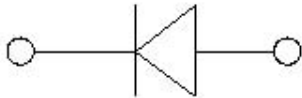



Small Signal Zener Diodes



Features

- Epoxy meets UL-94 V-0 flammability rating and halogen free
- Moisture Sensitivity Level 1
- Zener Voltage 3.6V~36V
- V_z -tolerance $\pm 2\%$ approximately
- Part no. with suffix "Q" means AEC-Q101 qualified

Applications

- General regulation functions

Mechanical Data

- **Case:** SOD523
- **Terminals:** Tin plated leads, solderable per J-STD-002 and JESD22-B102
- **Polarity:** Cathode line denotes the cathode end

■ Maximum Ratings ($T_a=25^\circ\text{C}$ Unless otherwise specified)

PARAMETER	SYMBOL	UNIT	VALUE
Power Dissipation	P_D	mW	200
Storage Temperature Range	T_{stg}	$^\circ\text{C}$	-55~+150
Junction Temperature	T_J	$^\circ\text{C}$	-55~+150
Maximum Regulator Current	I_{ZM}	mA	P_D / V_z
Maximum Forward Voltage ($I_F=10\text{mA}$)	V_F	V	0.9
Thermal Resistance Junction to Ambient Air*	$R_{\theta JA}$	$^\circ\text{C} / \text{W}$	625

■ Ordering Information (Example)

PREFERRED P/N	PACKING CODE	UNIT WEIGHT(g)	MINIMUM PACKAGE(pcs)	INNER BOX QUANTITY(pcs)	OUTER CARTON QUANTITY(pcs)	DELIVERY MODE
BZX584B3V6Q THRU BZX584B36VQ	F2	Approximate 0.002	8000	80000	320000	7" reel



BZX584B3V6Q THRU BZX584B36VQ

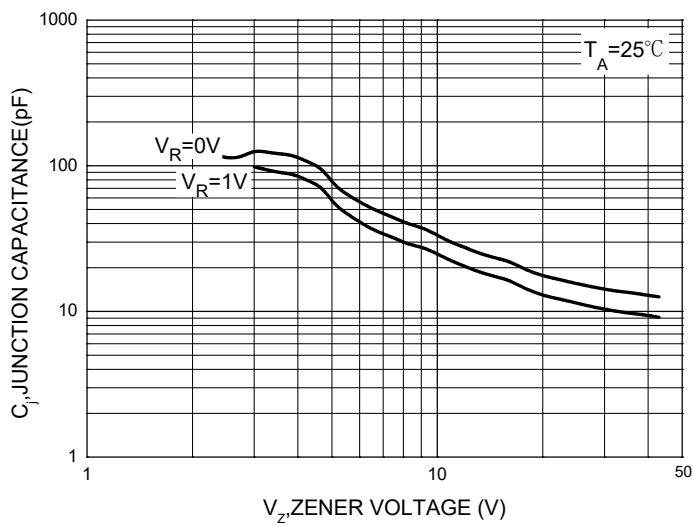
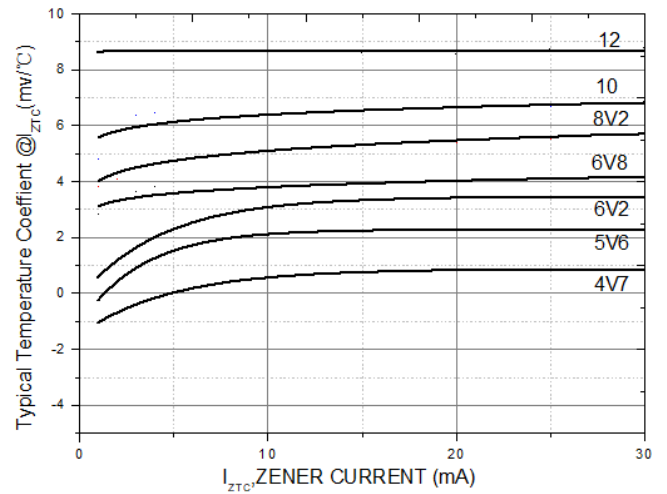
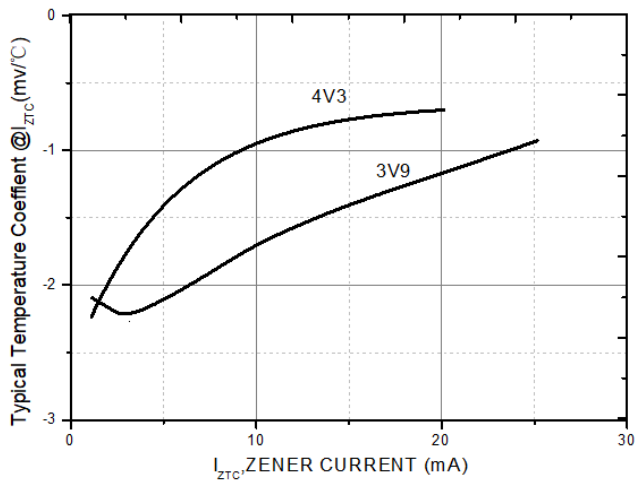
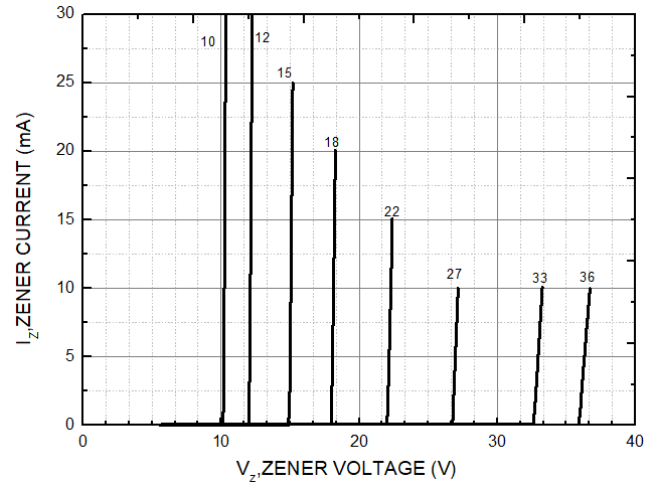
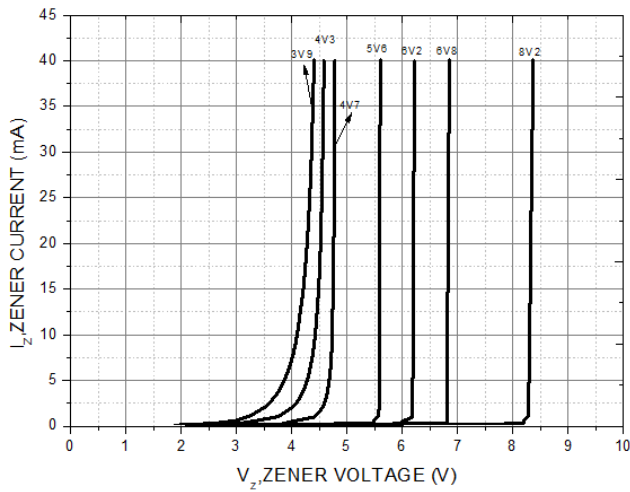
■ Electrical Characteristics (T_a=25°C Unless otherwise specified)

Type Number	Device Marking	V _z at I _{z1} (V)			I _{z1} mA	Z _{z1} (Ω)		Z _{zk} (Ω)		I _R (μA)@V _R		Typical Temperature Coefficient@ I _{zTC} mV/°C		Test Current I _{zTC} mA
		min.	typ.	max.		I _{z1} (mA)	max.	I _{zk} (mA)	max.	uA	V _R (V)	Min	Max	
BZX584B3V6Q	45	3.53	3.6	3.67	5	5	90	1.0	600	5	1.0	-3.5	0	5
BZX584B3V9Q	+5	3.82	3.9	3.98	5	5	90	1.0	600	3	1.0	-3.5	0	5
BZX584B4V3Q	65	4.21	4.3	4.39	5	5	90	1.0	600	3	1.0	-3.5	0	5
BZX584B4V7Q	75	4.61	4.7	4.79	5	5	80	1.0	500	3	2.0	-3.5	0.2	5
BZX584B5V1Q	85	5.0	5.1	5.2	5	5	60	1.0	480	2	2.0	-2.7	1.2	5
BZX584B5V6Q	95	5.49	5.6	5.71	5	5	40	1.0	400	1	2.0	-2	2.5	5
BZX584B6V2Q	A5	6.08	6.2	6.32	5	5	10	1.0	150	3	4.0	0.4	3.7	5
BZX584B6V8Q	B5	6.66	6.8	6.94	5	5	15	1.0	80	2	4.0	1.2	4.5	5
BZX584B7V5Q	C5	7.35	7.5	7.65	5	5	15	1.0	80	1	5.0	2.5	5.3	5
BZX584B8V2Q	D5	8.04	8.2	8.36	5	5	15	1.0	80	0.7	5.0	3.2	6.2	5
BZX584B9V1Q	E5	8.92	9.1	9.28	5	5	15	1.0	100	0.5	6.0	3.8	7.0	5
BZX584B10VQ	F5	9.8	10	10.2	5	5	20	1.0	150	0.2	7.0	4.5	8.0	5
BZX584B11VQ	G5	10.78	11	11.22	5	5	20	1.0	150	0.1	8.0	5.4	9.0	5
BZX584B12VQ	H5	11.76	12	12.24	5	5	25	1.0	150	0.1	8.0	6.0	10.0	5
BZX584B13VQ	J5	12.74	13	13.3	5	5	30	1.0	170	0.1	8.0	7.0	11.0	5
BZX584B15VQ	K5	14.7	15	15.3	5	5	30	1.0	200	0.1	10.5	9.2	13.0	5
BZX584B16VQ	L5	15.68	16	16.3	5	5	40	1.0	200	0.1	11.2	10.4	14.0	5
BZX584B18VQ	M5	17.6	18	18.4	5	5	45	1.0	225	0.1	12.6	12.4	16.0	5
BZX584B20VQ	N5	19.6	20	20.4	5	5	55	1.0	225	0.1	14.0	14.4	18.0	5
BZX584B22VQ	P5	21.56	22	22.44	5	5	55	1.0	250	0.1	15.4	16.4	20.0	5
BZX584B24VQ	R5	23.52	24	24.5	5	5	70	1.0	250	0.1	16.8	18.4	22.0	5
BZX584B27VQ	S5	26.46	27	27.54	2	2	80	0.5	300	0.1	18.9	21.4	25.3	2
BZX584B30VQ	T5	29.4	30	30.6	2	2	80	0.5	300	0.1	21.0	24.4	29.4	2
BZX584B33VQ	U5	32.34	33	33.7	2	2	80	0.5	325	0.1	23.1	27.4	33.4	2
BZX584B36VQ	V5	35.28	36	36.72	2	2	90	0.5	350	0.1	25.2	30.4	37.4	2



BZX584B3V6Q THRU BZX584B36VQ

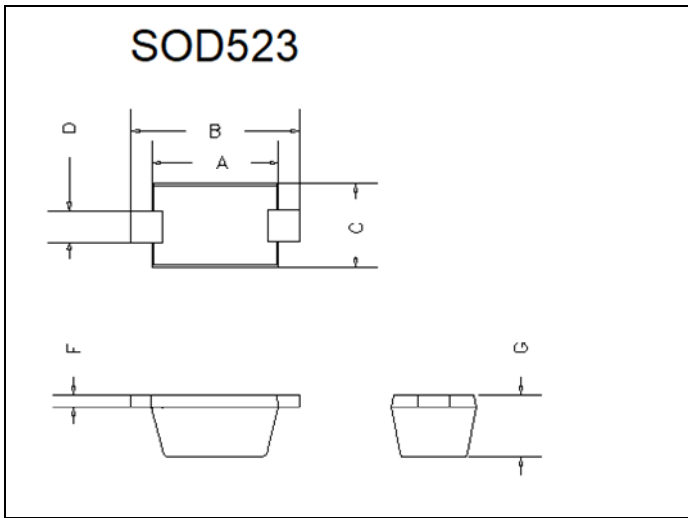
■ Characteristics (Typical)





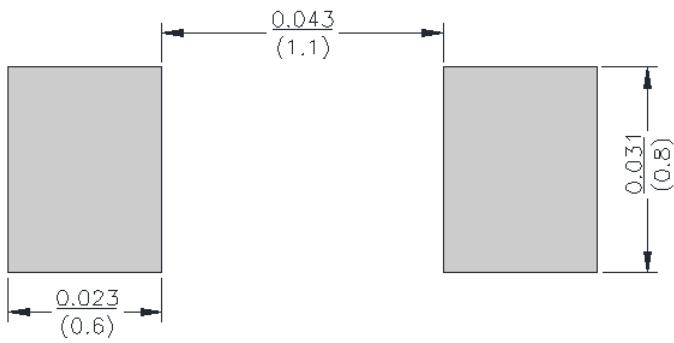
BZX584B3V6Q THRU BZX584B36VQ

■ Outline Dimensions



DIM	INCHES		MM		NOTE
	MIN	MAX	MIN	MAX	
A	0.043	0.051	1.10	1.30	
B	0.059	0.067	1.50	1.70	
C	0.028	0.035	0.70	0.90	
D	0.010	0.014	0.25	0.35	
F	0.002	0.008	0.05	0.20	
G	0.020	0.028	0.50	0.70	

■ Soldering Footprint



Unit: $\frac{\text{inch}}{\text{mm}}$



BZX584B3V6Q THRU BZX584B36VQ

Disclaimer

The information presented in this document is for reference only. Yangzhou Yangjie Electronic Technology Co., Ltd. reserves the right to make changes without notice for the specification of the products displayed herein to improve reliability, function or design or otherwise.

The product listed herein is designed to be used with automotive electronics, are not designed for use in medical, life-saving, lifesustaining, or military, Yangjie or anyone on its behalf, assumes no responsibility or liability for any damages resulting from such improper use of sale.

This publication supersedes & replaces all information previously supplied. For additional information, please visit our website [http:// www.21yangjie.com](http://www.21yangjie.com) , or consult your nearest Yangjie's sales office for further assistance.